



API Document

ShipsGo

ShipsGo API

The ShipsGo API v1 is organized around [REST](#).

Based on your HTTP header accept value (**application/json, application/xml**) our API returns [JSON-encoded](#) and XML responses and uses [standard HTTP response codes](#), and verbs.

For all methods the *content type* must be selected as **url-encoded**.

See also our [Help Center](#).

Authentication

- If you already have a ShipsGo account you can generate your API Key through ShipsGo API section of your dashboard. Login from [here](#).
- If you haven't created an account yet [sign up here for free](#).

Attributes

For the **Status Payload** attributes and shipment movements' relationship with ShipsGo data explaining unique situations and rules, please see [API Mapping PDF](#).

POST – BL Number – Custom Form

Create a tracking request with Master Bill of Lading Number

KEY	VALUE	DESCRIPTION
<input checked="" type="checkbox"/> authCode	YOUR API KEY	YOUR API KEY
<input checked="" type="checkbox"/> containerNumber	MRKU1234567	A CONTAINER NUMBER UNDER THE MBL
<input checked="" type="checkbox"/> shippingLine	MAERSK LINE	THE SHIPPING LINE NAME / OTHERS
<input checked="" type="checkbox"/> referenceNo	Tracking_425_Export	THE REFERENCE IS GIVEN TO TRACKING BY USER
<input checked="" type="checkbox"/> emailAddress	name1@shipsgo.com,name2@shipsgo.com,name3@gmail.com	MAIL ADDRESS/ES
<input checked="" type="checkbox"/> blContainersRef	MAEU1122334	THE MASTER BILL OF LADING NUMBER (MBL)

POST api/ContainerService/PostCustomContainerFormWithBI/

Host: shipsgo.com

Content-Type: application/x-www-form-urlencoded

QUERY PARAMETERS

```
{authCode}
{containerNumber}
{shippingLine}
{emailAddress}
{referenceNo}
{blContainersRef}
```

- Only Master Bill of Lading is accepted.
- {containerNumber} and {referenceNo} are optional, you can post the parameter as null.
- The {shippingLine} should be written down exactly as in the [shipping line list](#).
- If you don't know the {shippingLine}, enter the value as OTHERS.

The list of the error responses for the method may be [found here](#).

POST – BL Number – Simple Form

Create a tracking request with Master Bill of Lading Number

POST ▼ https://shipsgo.com/api/ContainerService/PostContainerInfoWithBl/ Send ▼

Params Authorization Headers (7) **Body** Pre-request Script Tests Settings Cookies

☐ none ☐ form-data ☒ x-www-form-urlencoded ☐ raw ☐ binary ☐ GraphQL

	KEY	VALUE	DESCRIPTION	...	Bulk Edit
<input checked="" type="checkbox"/>	authCode	YOUR API KEY	YOUR API KEY		
<input checked="" type="checkbox"/>	containerNumber	MRKU1234567	A CONTAINER NUMBER UNDER THE MBL		
<input checked="" type="checkbox"/>	shippingLine	MAERSK LINE	THE SHIPPING LINE NAME / OTHERS		
<input checked="" type="checkbox"/>	blContainersRef	MAEU1122334	THE MASTER BILL OF LADING NUMBER (MBL)		

POST api/ContainerService/PostContainerInfoWithBl/

Host: shipsgo.com

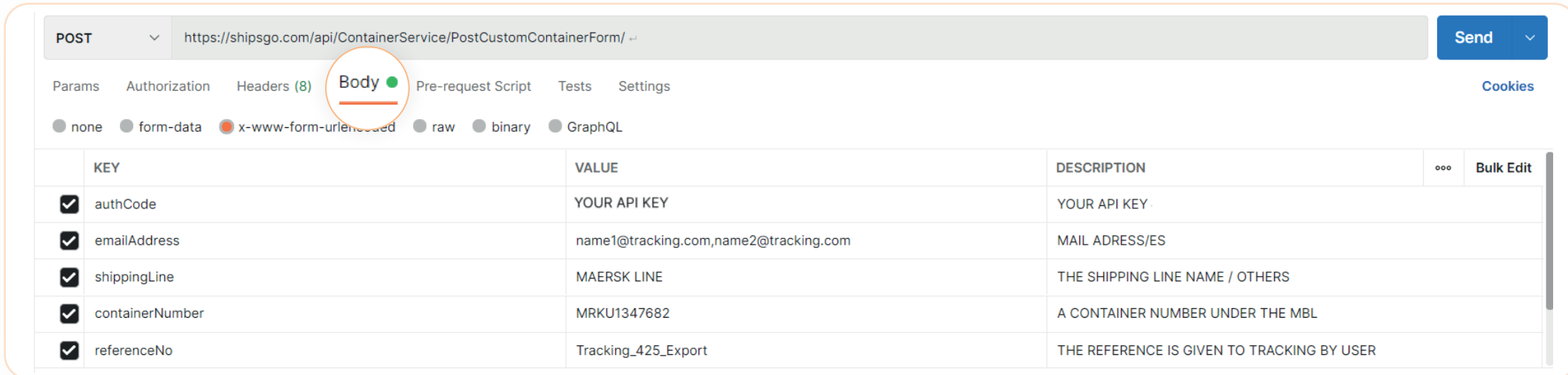
Content-Type: application/x-www-form-urlencoded

QUERY PARAMETERS

```
{authCode}  
{containerNumber}  
{shippingLine}  
{blContainersRef}
```

POST – Container Number – Custom Form

Create a tracking request with Container Number



The screenshot shows a REST client interface with the following details:

- Method:** POST
- URL:** https://shipsgo.com/api/ContainerService/PostCustomContainerForm/
- Body Type:** x-www-form-urlencoded (selected)
- Body Content:**

KEY	VALUE	DESCRIPTION
<input checked="" type="checkbox"/> authCode	YOUR API KEY	YOUR API KEY
<input checked="" type="checkbox"/> emailAddress	name1@tracking.com,name2@tracking.com	MAIL ADDRESS/ES
<input checked="" type="checkbox"/> shippingLine	MAERSK LINE	THE SHIPPING LINE NAME / OTHERS
<input checked="" type="checkbox"/> containerNumber	MRKU1347682	A CONTAINER NUMBER UNDER THE MBL
<input checked="" type="checkbox"/> referenceNo	Tracking_425_Export	THE REFERENCE IS GIVEN TO TRACKING BY USER

POST api/ContainerService/PostCustomContainerForm/

Host: shipsgo.com

Content-Type: application/x-www-form-urlencoded

QUERY PARAMETERS

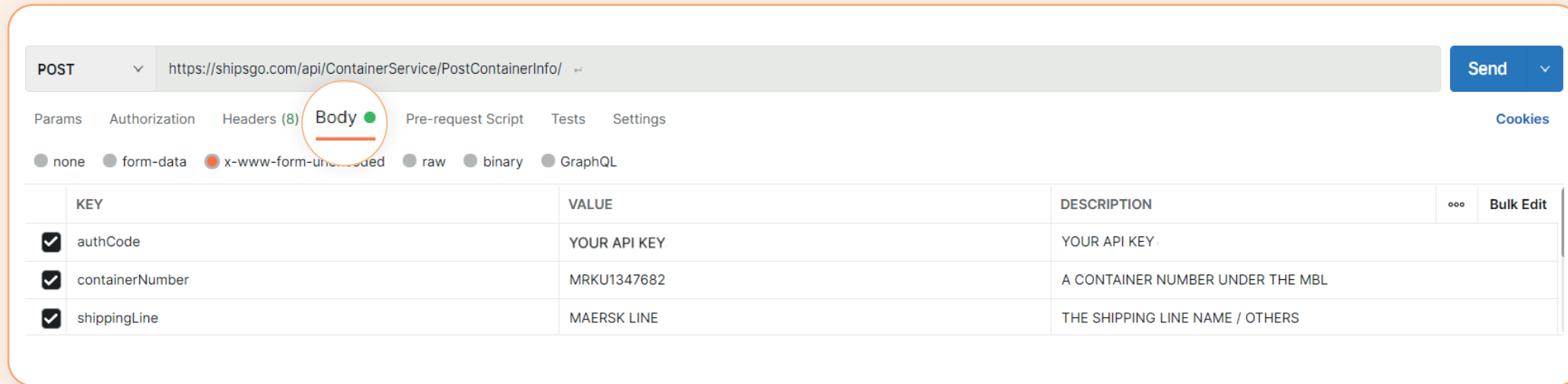
```
{authCode}
{containerNumber}
{shippingLine}
{emailAddress}
{referenceNo}
```

- {referenceNo} is optional.
- If you don't know the {shippingLine}, enter the value as OTHERS.
- The {shippingLine} should be written down exactly as in the [shipping line list](#).

The list of the error responses for the method may be [found here](#).

POST – Container Number – Simple Form

Create a tracking request with Container Number



The screenshot shows a REST client interface with the following details:

- Method:** POST
- URL:** https://shipsgo.com/api/ContainerService/PostContainerInfo/
- Body Type:** x-www-form-urlencoded (highlighted with a red circle)
- Body Data:**

	KEY	VALUE	DESCRIPTION
<input checked="" type="checkbox"/>	authCode	YOUR API KEY	YOUR API KEY
<input checked="" type="checkbox"/>	containerNumber	MRKU1347682	A CONTAINER NUMBER UNDER THE MBL
<input checked="" type="checkbox"/>	shippingLine	MAERSK LINE	THE SHIPPING LINE NAME / OTHERS

POST api/ContainerService/PostContainerInfo/

Host: shipsgo.com

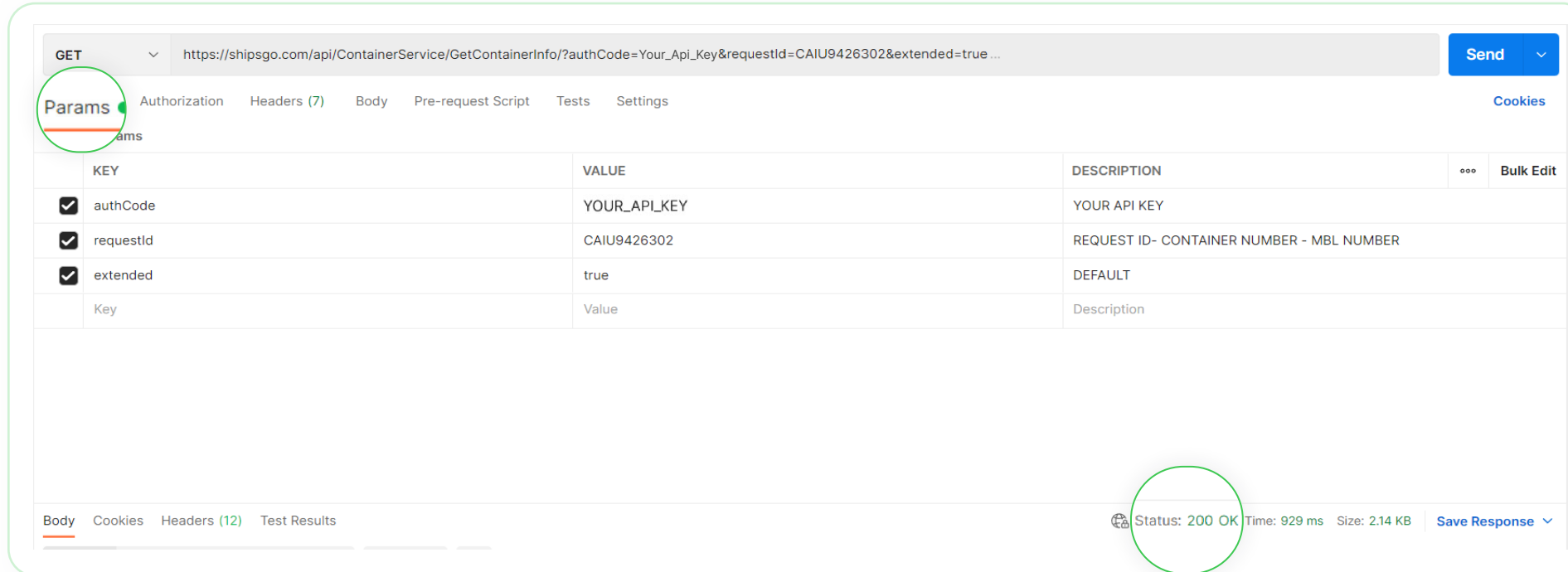
Content-Type: application/x-www-form-urlencoded

QUERY PARAMETERS

```
{authCode}  
{containerNumber}  
{shippingLine}
```

GET – Voyage Data

Getting full voyage data



The screenshot shows a REST client interface with a GET request to `https://shipsgo.com/api/ContainerService/GetContainerInfo/?authCode=Your_Api_Key&requestId=CAIU9426302&extended=true...`. The 'Params' tab is selected, showing a table of query parameters:

KEY	VALUE	DESCRIPTION
<input checked="" type="checkbox"/> authCode	YOUR_API_KEY	YOUR API KEY
<input checked="" type="checkbox"/> requestId	CAIU9426302	REQUEST ID- CONTAINER NUMBER - MBL NUMBER
<input checked="" type="checkbox"/> extended	true	DEFAULT
Key	Value	Description

The status bar at the bottom indicates a successful response: `Status: 200 OK`, Time: 929 ms, Size: 2.14 KB.

GET `api/ContainerService/GetContainerInfo`

QUERY PARAMETERS

`{authCode}`
`{requestId}`
`{extended}`

NOTE: While you getting the voyage data you can use the container number or the BL number of the request as `{requestId}` value.

GET VOYAGE DATA URL EXAMPLE

`https://shipsgo.com/api/ContainerService/GetContainerInfo/?extended=true&authCode=&requestId=`

GET – Voyage Data

The voyage data format will be in [JSON](#) or [XML form](#). For the **Status Payload** attributes and shipment movements' relationship with ShipsGo data explaining unique situations and rules, please see [API Mapping PDF](#).

Click for [XML schemas](#).

The list of the error responses for the method may be [found here](#).

TIP 1: To get vessel coordinates for the sailing shipments add "**&mappoint=true**" parameter to the **GET URL**.

URL EXAMPLE

`https://shipsgo.com/api/ContainerService/GetContainerInfo/?extended=true&mappoint=true&authCode=&requestId=`

TIP 2: To get loading and discharge dates add "**&extended=true**" parameter to the **GET URL**.

URL EXAMPLE

`https://shipsgo.com/api/ContainerService/GetContainerInfo/?extended=true&authCode=&requestId=`

GET – Shipping Line List

The list of shipping line container tracking service is provided for

End Point

GET api/ContainerService/GetShippingLineList

If the shipping line you work with is not in our list please [contact us.](#)

GLOSSARY

POST FORMS

BL Number - Custom Form

If you want to post data only with the master bill of lading number but also want to send notifications to emails other than account e-mail, then you have to use this form. (Auth-Code, Container Number, Shipping Line, Email Address, Reference No, BL Containers Ref)

BL Number - Simple Form

If you want to post data only with the master bill of lading number, you have to use this form. When you use this form, mail notifications will be sent only to the account's email address. (Auth-Code, Container Number, Shipping Line, BL Containers Ref)

Container Number - Custom Form

If you want to post data only with the container number but also want to send notifications to emails other than account e-mail, then you have to use this form. (AuthCode, Container Number, Shipping Line, Email Address, Reference No)

Container Number - Simple Form

If you want to post data only with the container number, you have to use this form. When you use this form, mail notifications will be sent only to the account's email address. (Auth-Code, Container Number, Shipping Line)

PARAMETERS

`{authcode}` *string / default*

Security key is used by the system to identify the request owner, for both binding request to your account and applying credits charges.

`{containerNumber}` *string / default*

It's the ID of the container. It should consist of 4 letters and 7 numbers. *Example: TEMU1234567*

`{blContainersRef}` *string / default*

It's the Master Bill of Lading Number provided by the shipping line.

`{shippingLine}` *string / default*

It's the name of the shipping line that carries your container. The shipping line(carrier) name you write down in this field must be written the same as the ShipsGo shipping line list.

`{emailAddress}` *string / default*

It's the email address/es you would like to get the notifications to. You can add multiple email addresses by separating them with commas. There is no restriction on the number of email addresses that can be added.

Example: name1@shipsgo.com,name2@shipsgo.com,...

`{referenceNo}` *string / default (any text accepted)*

It's your reference number that can be any information you wish such as PO number, EXA number, client reference, etc. This information will be the subject of notification e-mails.

`{requestId}` *int/ default*

This is the unique integer response when the POST response is 200 OK status code. The client can use the request id to run the GET method to have voyage data.

`{extended}` *string/default*

The string should have value as *true* always. That provides to get the loading date at the port of loading and the discharge date at the final port of discharge.

`{mappoint}` *string/ default*

The string should have value as *true* always. That provides to get the longitude and latitude of the vessel the shipment is carried by.



Make people **happy** with the **information**.

- Dokuz Eylül University DEPARK Technology
- Development Zone Doguş Str. No 207/AG
- Beta Building Buca, Izmir, TURKEY
- support@shipsgo.com
- +90 (232) 454 23 25